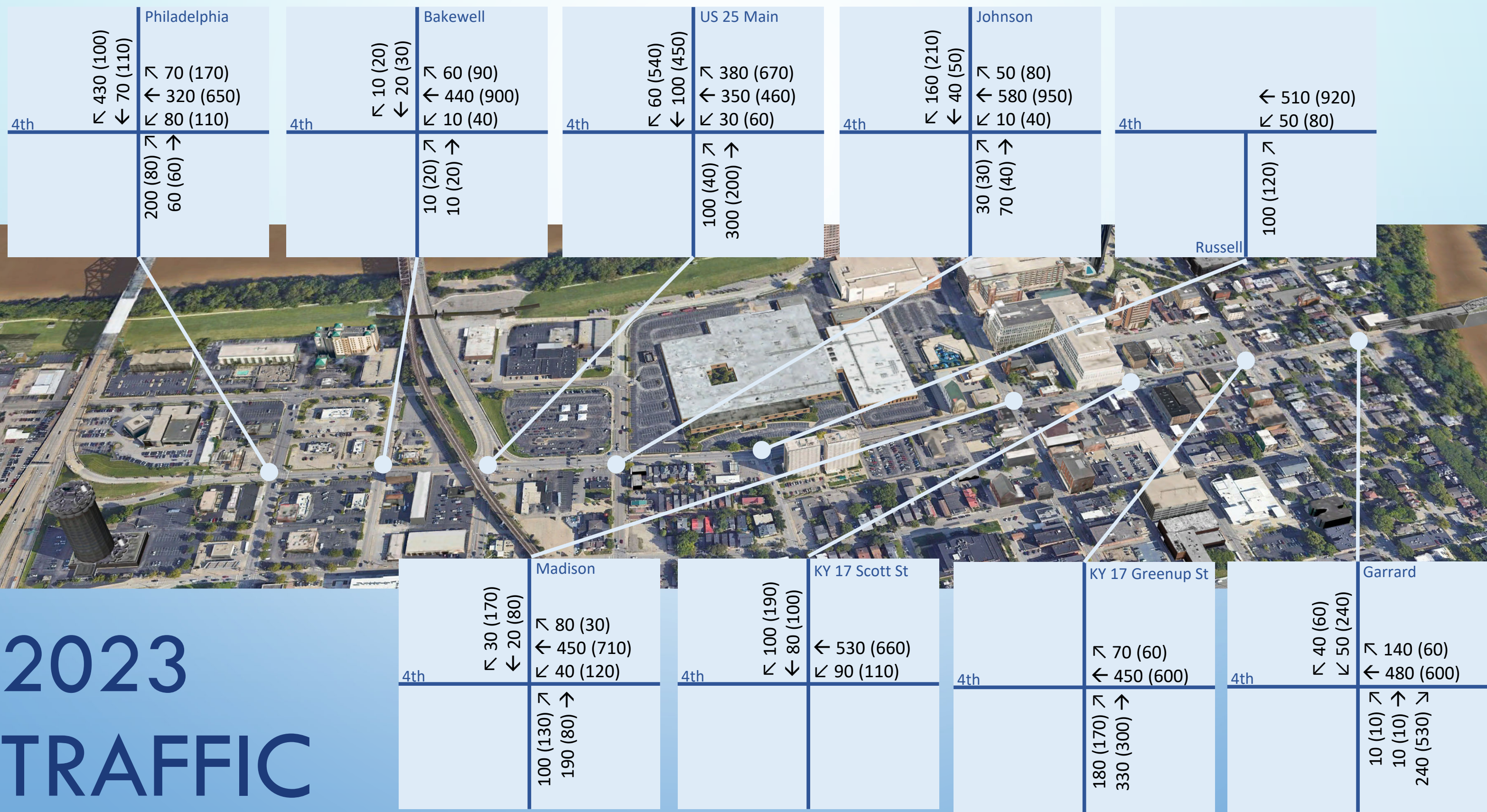


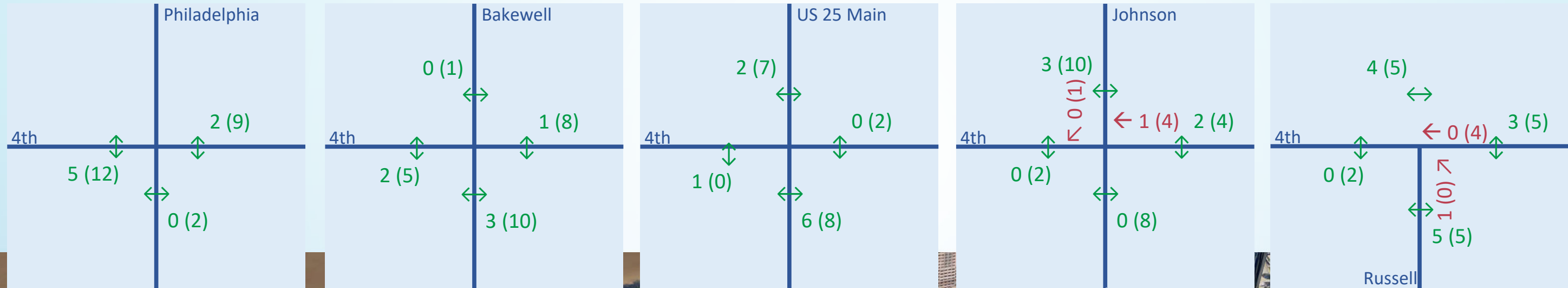
# 2023 TRAFFIC





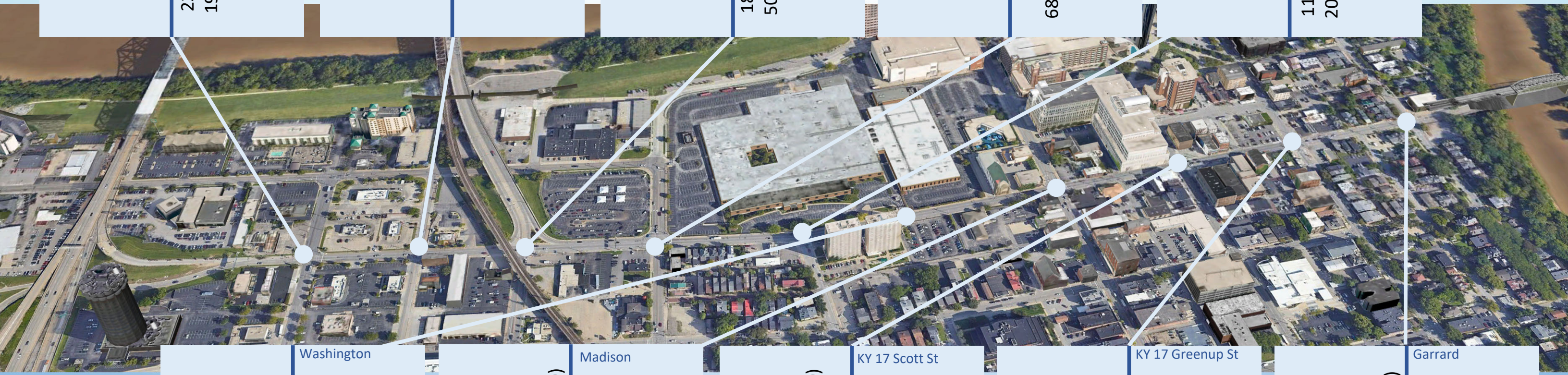
# 2023 COUNTS

AM (PM) Pedestrians & Bikes





# 2045 TRAFFIC



4th	↙ 610 (520) ↓ 110 (120)	Philadelphia ↗ 110 (130) ← 570 (1100) ↙ 80 (80)
		↗ 230 (170) ↗ 190 (170)

4th	↙ 10 (20) ↓ 20 (40)	Bakewell ↗ 280 (350) ← 740 (1300) ↙ 80 (130)
		↗ 10 (20) ↗ 20 (20)

4th	↙ 220 (620) ↓ 160 (820)	Main ↗ 770 (570) ← 690 (1000) ↙ 30 (110)
		↗ 180 (140) ↗ 500 (290)

4th	↙ 710 (570) ↓ 40 (50)	Johnson ↗ 60 (90) ← 750 (1100) ↙ 20 (40)
		↗ 30 (30) ↗ 680 (590)

4th	↙ 60 (60) ↓ 130 (130)	Russell ↗ 120 (110) ← 610 (1000) ↙ 60 (90)
		↗ 110 (130) ↗ 200 (180)

4th	↙ 10 (20)	Washington ↗ 300 (270) ← 810 (1200)

4th	↙ 40 (190) ↓ 160 (230)	Madison ↗ 100 (40) ← 950 (1200) ↙ 50 (140)
		↗ 120 (150) ↗ 300 (150)

4th	↙ 120 (220) ↓ 90 (120)	KY 17 Scott St ← 1000 (1100) ↙ 100 (120)

4th		KY 17 Greenup St ↗ 80 (60) ← 800 (920)
		↗ 370 (330) ↗ 380 (340)

4th	↙ 50 (60) ↓ 130 (340)	Garrard ↗ 170 (60) ← 840 (920)
		↗ 10 (10) ↗ 10 (10) ↗ 430 (740)